SA1

PLANTA
ESC 1:25

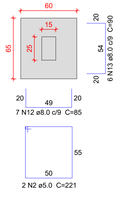

CORTE
ESC 1:25

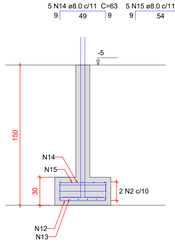

PA1

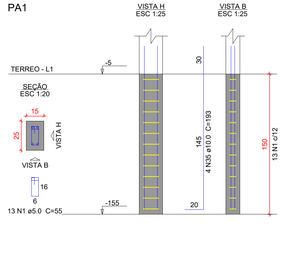

SA2

PLANTA
ESC 1:25

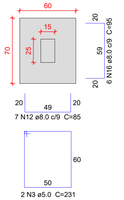

CORTE
ESC 1:25

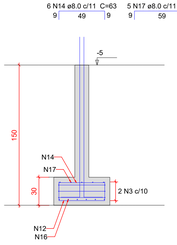

PA2

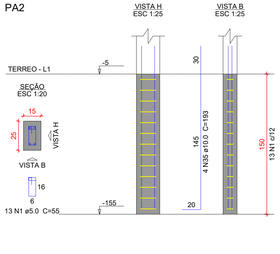

SA3=SA20

PLANTA
ESC 1:25

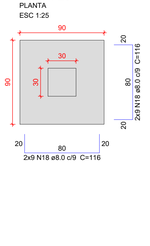

CORTE
ESC 1:25

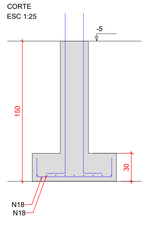

PA20

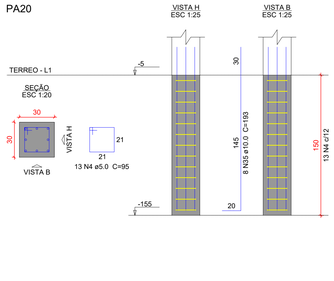

PA3

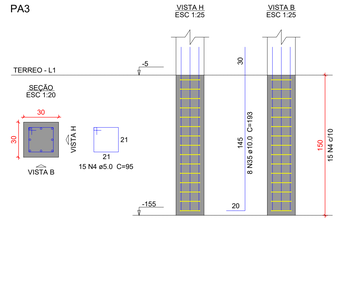

SA4=SA8=SA9=SA10=SA11 =SA19=SA24=SA25

PLANTA
ESC 1:25

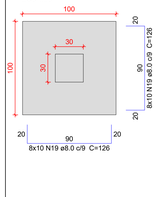

CORTE
ESC 1:25

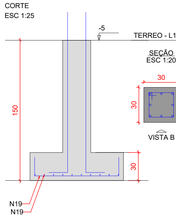

PA4=PA8=PA9=PA10=PA11=PA24

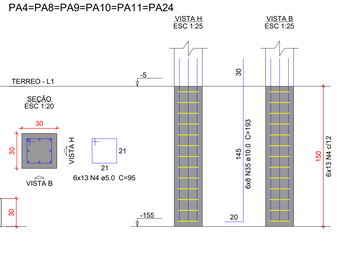

PA19=PA25

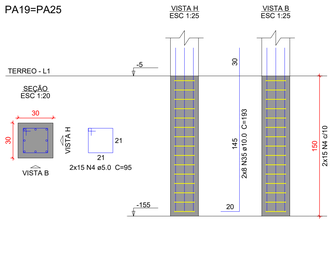

SA7

PLANTA
ESC 1:25

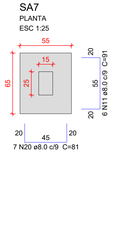

CORTE
ESC 1:25

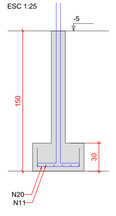

PA7

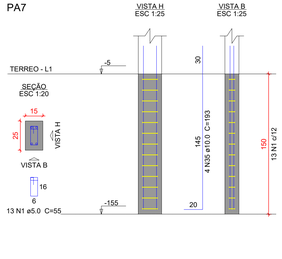

SA12=SA21

PLANTA
ESC 1:25

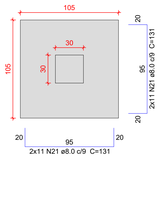

CORTE
ESC 1:25

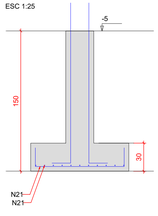

PA12

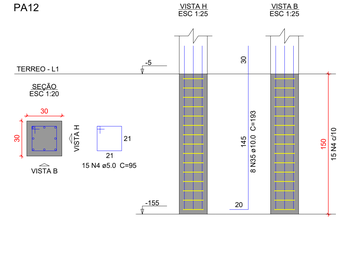

PA21

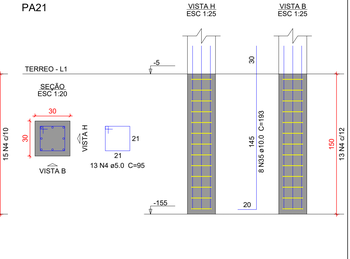

Relação do aço

AÇO	N	DIAM (mm)	QUANT	C.UNIT (cm)	C.TOTAL (cm)
CA60	1	5.0	52	55	2860
	2	5.0	2	221	442
	3	5.0	2	231	462
	4	5.0	277	95	26315
	5	5.0	54	83	4482
	6	5.0	2	311	622
	7	5.0	2	291	582
	8	5.0	5	521	2605
CA50	12	8.0	14	85	1190
	13	8.0	6	90	540
	14	8.0	11	63	693
	15	8.0	5	68	340
	16	8.0	6	95	570
	17	8.0	5	73	365
	18	8.0	36	116	4176
	19	8.0	160	126	20160
	20	8.0	7	81	567
	11	8.0	6	91	546
	21	8.0	44	131	5764
	22	8.0	24	136	3264
	23	8.0	72	131	9432
	24	8.0	30	146	4380
	25	8.0	24	121	2904
	26	8.0	26	126	3276
	27	8.0	22	111	2442
	28	8.0	18	110	1980
	29	8.0	14	88	1232
	30	8.0	28	96	2688
	31	8.0	16	105	1680
	32	8.0	14	83	1162
	35	10.0	184	193	35512
	36	10.0	13	239	3107
	37	10.0	10	173	1730
	38	10.0	16	118	1888
	39	12.5	20	200	4000
	40	12.5	12	183	2196

Resumo do aço

AÇO	DIAM (mm)	C.TOTAL (m)	PESO + 10 % (kg)
CA50	8.0	693.6	301
	10.0	422.4	286.4
	12.5	62	65.7
CA60	5.0	383.7	65.1

PESO TOTAL (kg)	
CA50	653.1
CA60	65.1

Volume de concreto (C-35) = 11.57 m³
Área de forma = 68.69 m²

SA13

PLANTA
ESC 1:25

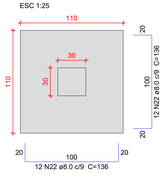

CORTE
ESC 1:25

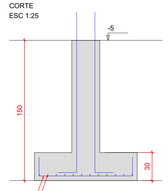

PA13

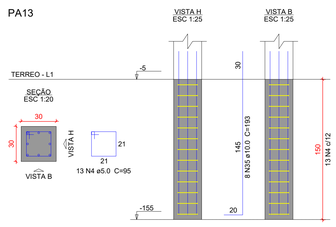

SA14=SA16=SA17

PLANTA
ESC 1:25

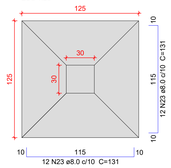

CORTE
ESC 1:25

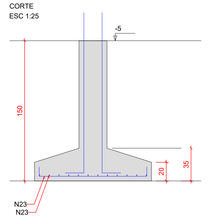

PA14=PA16=PA17

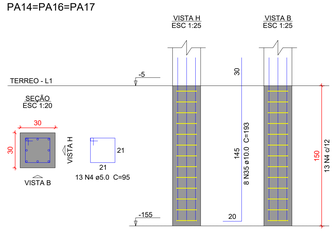

SA15

PLANTA
ESC 1:25

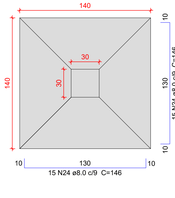

CORTE
ESC 1:25

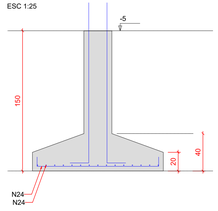

PA15

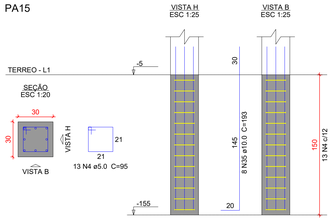

SA18

PLANTA
ESC 1:25

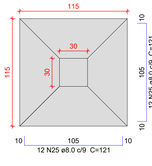

CORTE
ESC 1:25

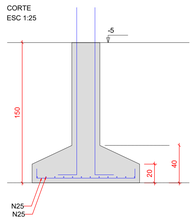

PA18

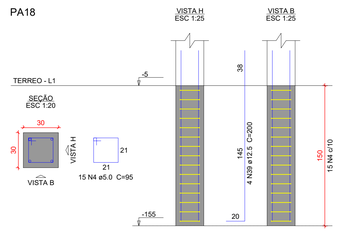

NOTAS GERAIS

1. DIMENSÕES EM CENTÍMETRO, BITOLAS EM MILÍMETRO, EXCETO ONTE INDICADO DE OUTRA FORMA. AS COTAS DE IMPLANTAÇÃO DA OBRA BEM COMO AS COTAS E OS NÍVEIS DAS FORMAS DEVERÃO SER VERIFICADOS E ACEITOS PELO RESPONAVEL TECNICO DA OBRA ANTES DA EXECUÇÃO;
2. AÇO CA-50
   CONCRETO DA EDIFICAÇÃO: C35 (fck = 35 MPa)
   RELAÇÃO ÁGUA/CIMENTO = 0,60
   DIÂMETRO MAXIMO DO AGREGADO GRAUDO: 19 mm;
3. VERIFICAR ARMADURAS DE ARRANQUE
4. COBRIMENTO MÍNIMO:
   SAPATAS: 5,0cm
   PILARES EM CONTATO COM SOLO: 4,5cm
5. AS BARRAS DE AÇO DEVERÃO SER CONVENIENTEMENTE LIMPAS DE QUALQUER SUBSTÂNCIA PREJUDICIAL A ADERÊNCIA, RETIRANDO-SE AS ESCAMAS EVENTUALMENTE DESTACADAS POR OXIDAÇÃO. AINDA: AS BARRAS EXCESSIVAMENTE DANIFICADAS DEVERÃO SER DESCARTADAS;
6. JUNTAS DE CONCRETAGEM: QUANDO O LANÇAMENTO DO CONCRETO FOR INTERROMPIDO E, ASSIM, FORMAR-SE UMA JUNTA DE CONCRETAGEM, DEVE-SE, ANTES DE INICIAR O LANÇAMENTO DO CONCRETO FRESTO, REMOVER A NATA E LIMPAR A SUPERFÍCIE DA JUNTA, DURANTE A CONCRETAGEM O CONCRETO DEVERA SER PERFEITAMENTE ADENSADO ATÉ A SUPERFÍCIE DA JUNTA;
7. TODAS AS ESTRUTURAS EM CONTATO COM O SOLO DEVEM SER ISOLADAS COM UMA CAMADA DE CONCRETO MAGRO DE NO MÍNIMO 5 cm (TRAÇO USUAL 1:3:5 ENTRE O SOLO E A ESTRUTURA;
8. O SOLO SOBRE AS SAPATAS DEVE SER COMPACTADO;
9. TODOS OS NÍVEIS INDICADOS NO PROJETO ESTRUTURAL REFEREM-SE AO NÍVEL 0.00 DO PROJETO ARQUITETÔNICO;
10. ESCORAMENTO E FORMAS DEVEM SER RETIRADOS SEM CHOQUES EXCESSIVOS.

REV	DATA	DESCRIÇÃO			
R00	07/10/2026	EMISSÃO INICIAL			

Nome do Empreendimento
UNIDADE BÁSICA DE SAÚDE INDÍGENA (UBSI) - TIPO 02

Endereço do Empreendimento
ESTRADA QUE LIGA A ALDEIA PAMBU AO POVOADO JATOBÁ, ABARÉ/ BA

Título do desenho
DETALHAMENTO DAS SAPATAS DO EDIFICIO PRINCIPAL (1/2)

Disciplina
FUNDAÇÃO

Etapa
PROJETO EXECUTIVO

CONSÓRCIO SAÚDE
CONCREMAT | MEP

Projetista e coordenador
CONSÓRCIO SAÚDE CONCREMAT-MEP - CNPJ 60.255.454/0001-35
RUA JOAQUIM PALHARES, no. 40, ANDAR 5 - RIO DE JANEIRO/RJ - CEP: 20.260-060
FONE (21) 3030-4131

Responsável Técnico pelo Projeto Executivo
MURILO MATOS CONCEIÇÃO
Engenheiro CREA/BA nº 3000089290

Especialidade: EST
Prancha: 02/05
Revisão: R00
Escala: INDICADA

A1_est (1102 x 594 mm)